

## Cargo

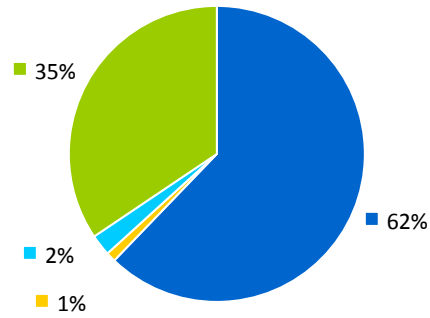
### Cargo Volume (Metric Tonnes)

\*Figures include HPA & non-HPA facilities.

Total: 12,238,908 MT

#### By Type:

■ Bulk Cargo	7,613,194 MT
■ Break Bulk Cargo	152,824 MT
■ Roll-on / Roll-off Cargo	244,630 MT
■ Containerized Cargo	4,228,260 MT



### Containerized Cargo (TEUs)

\*Figures include HPA facilities only.

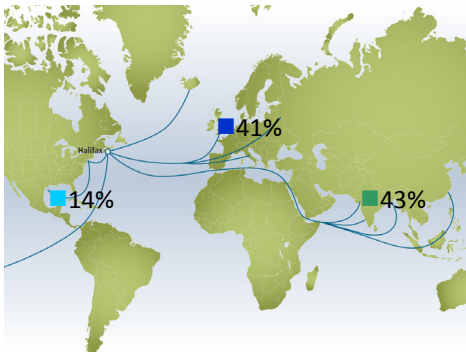
Import:	236,468 TEUs
Export:	253,604 TEUs
Total:	490,072 TEUs

### Containerized Cargo (Metric Tonnes)

\*Figures include HPA facilities only.

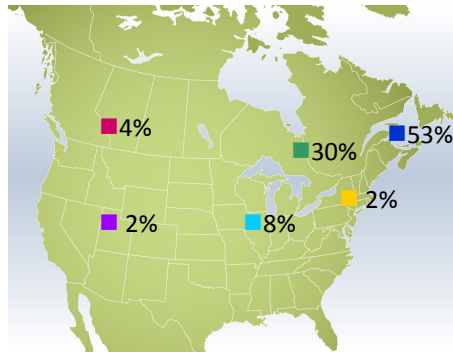
Import:	1,685,408 MT
Export:	2,542,852 MT
Total:	4,228,260 MT

### World Origin & Destination (Containerized Cargo)



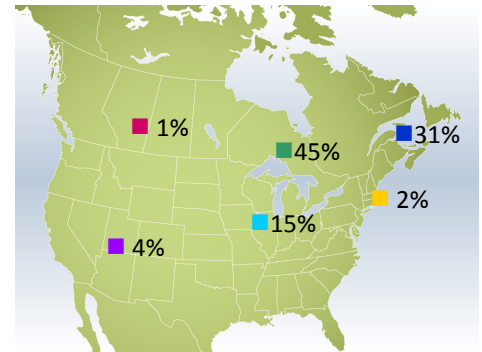
■ Europe	41%
■ Asia	43%
■ The Americas	14%
■ Other	2%

### North American Origin (Containerized Cargo)



■ Atlantic Canada	53%
■ Central Canada	30%
■ Western Canada	4%
■ Midwest USA	8%
■ Northeast USA	2%
■ Other USA	2%
■ Undefined	1%

### North American Destination (Containerized Cargo)



■ Atlantic Canada	31%
■ Central Canada	45%
■ Western Canada	1%
■ Midwest USA	15%
■ Northeast USA	2%
■ Other USA	4%
■ Undefined	2%

### Top 5 Containerized Imports:

1. Manufactured Goods
2. Mechanical Appliances and Parts
3. Clothing and Textile
4. Rubber
5. Ceramic Building Products

### Top 5 Containerized Exports:

1. Newsprint and Paper
2. Manufactured Goods
3. Vegetables
4. Woodpulp
5. Seafood

## Cruise

Cruise Ships: 92

Cruise Passengers: 176,742