

## Cargo

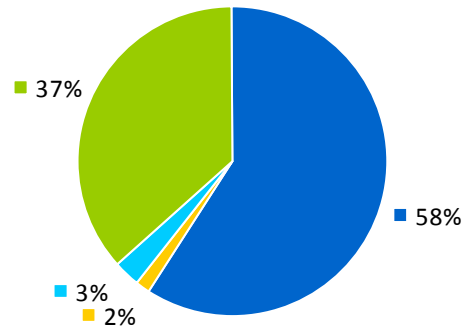
### Cargo Volume (Metric Tonnes)

\*Figures include HPA & non-HPA facilities.

Total: 9,517,243 MT

#### By Type:

■ Bulk Cargo	5,612,957 MT
■ Break Bulk Cargo	146,115 MT
■ Roll-on / Roll-off Cargo	264,779 MT
■ Containerized Cargo	3,493,392 MT



### Containerized Cargo (TEUs)

\*Figures include HPA facilities only.

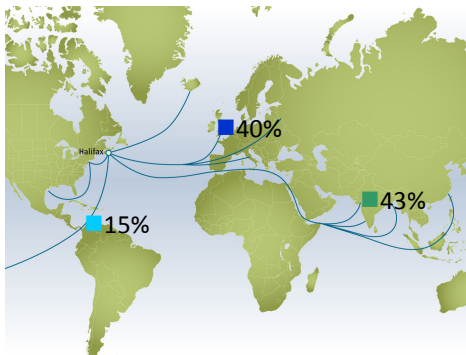
Import:	206,390 TEUs
Export:	229,071 TEUs
Total:	435,461 TEUs

### Containerized Cargo (Metric Tonnes)

\*Figures include HPA facilities only.

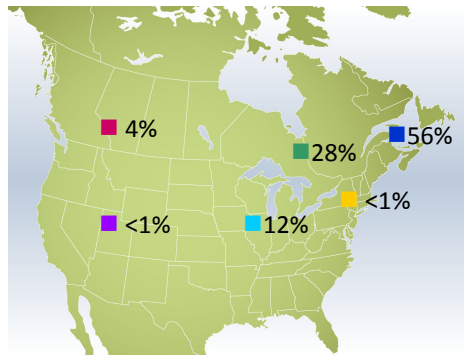
Import:	1,241,186 MT
Export:	2,252,206 MT
Total:	3,493,392 MT

### World Origin & Destination (Import & Export Combined) (Containerized Cargo)



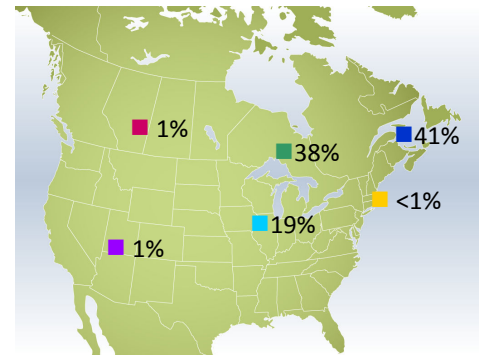
■ Europe	40%
■ Asia	43%
■ Latin America & Caribbean	15%
■ Other	2%

### North American Origin (Export) (Containerized Cargo)



■ Atlantic Canada	56%
■ Central Canada	28%
■ Western Canada	4%
■ Midwest USA	12%
■ Northeast USA	<1%
■ Other USA	<1%

### North American Destination (Import) (Containerized Cargo)



■ Atlantic Canada	41%
■ Central Canada	38%
■ Western Canada	1%
■ Midwest USA	19%
■ Northeast USA	<1%
■ Other USA	1%

### Top 5 Containerized Exports:

1. Newsprint and Paper
2. Wood pulp
3. Seafood
4. Manufactured Goods
5. Vegetables

### Top 5 Containerized Imports:

1. Manufactured Goods
2. Clothing and Textile
3. Rubber
4. Automobile Parts
5. Beverages - Alcoholic

## Cruise

Cruise Ships: 127

Cruise Passengers: 261,216